

# GÖZLEM

PNÖMATİK & HİDROLİK

Sektörde 28. yıl



## ÜRÜN KATALOĞU

**airtec**

**Römer**

**VDM**  
ŞOK EMİCİ SİSTEMLER

**FARBO**

**EXAIR®**

**FASTVAC**

[www.gozlempnomatik.com](http://www.gozlempnomatik.com)



# Uzmanından Özel ve Yeni Çözümler



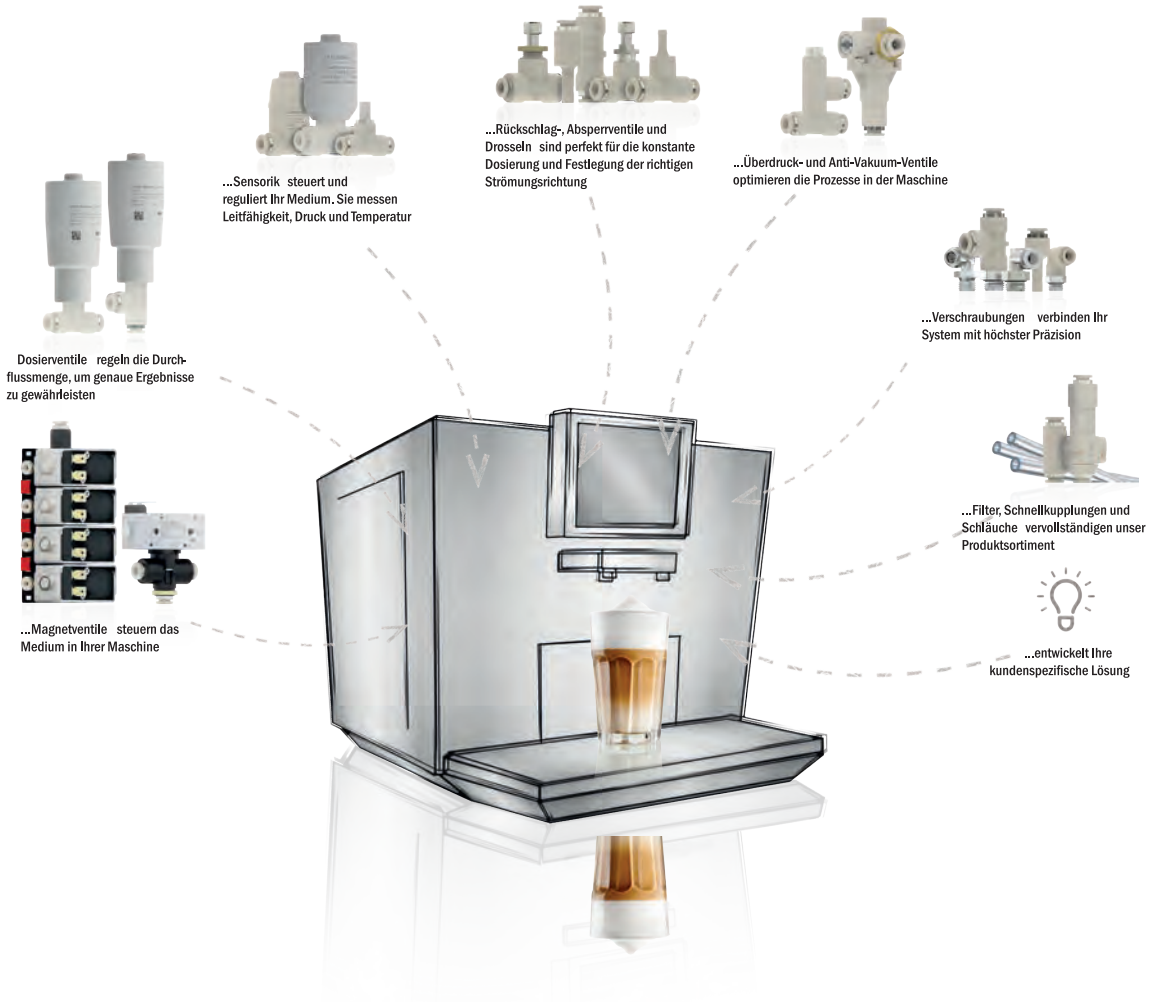
# Yüksek Kalite Sizin İçin Çözümler ve Uygulamalar

Designed and Made by AVS-RÖMER



# Bileşenlerimiz kaliteli ürününüzün temelidir.

Bağlayın - Kontrol Edin - Sıvıları ve gazları ölçün



# PASLANMAZ ÇELİK BAĞLANTI ELEMANLARI AVS-RÖMER TEKNOLOJİSİ İLE GELİŞTİRİLMESİ



## MÜŞTERİ İHTİYAÇLARI BİZİM İÇİN ÖNEMLİDİR!

Başka şekillere, boyutlara, dişlere veya sızdırmazlık malzemelerine mi ihtiyacınız var? Ürün portföyümüz Yeni paslanmaz çelik üretimi sürekli genişliyor. İhtiyaçlara göre tasarım ve kalıp yapımı son teknoloji ürünü makinelerle esnek ve hızlı bir şekilde isteklerinizi karşılamamızı sağlar.

Çözüm için bize ulaşın...





## Avantajlarınız:

- Bireysel ürün geliştirme
- NSF169 sertifikası
- Biçimlendirmede maksimum özgürlük
- Düşük ağırlık
- En küçük boyutlar
- En yüksek ürün kalitesi
- Anza emniyetli ve dayanıklı
- Son derece yüksek malzeme mukavemeti
- Para için rakipsiz değer
- Net şekil yeteneği
- Hassas boyutsal kararlılık
- Daha küçük ve orta ölçekli üretim sayılar




## Teknik veriler:

- plastik boru / hortum Dış çap 4, 6, 8, 10 ve 12 mm
- Dış M5, G1 / 8, G1 / 4 ve G3 / 8
- İplik sızdırmazlığı Odacıklı O-ring
- PN 20'ye kadar tipe bağlı işletim basıncı
- 140 ° C'ye kadar orta sıcaklık

# PNÖMATİK BAĞLANTI ELEMANLAR

## 4MM'DEN 22MM YE KADAR HORTUM ÇAPI

### M3 DEN 3/4 DİŞ BAĞLANTILI



Pnömatik Rekor Seçim Tablosu

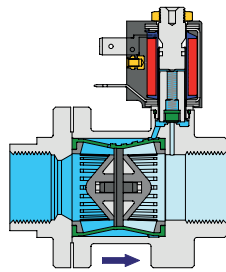
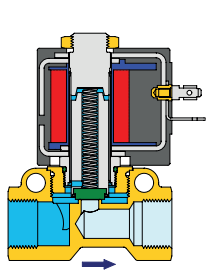
Ürün Grubu	12	PN 20	T <sub>min</sub> -20 °C T <sub>max</sub> +80 °C	Cylindrical thread
------------	----	-------	--	--------------------

for tube D	G	i	L1	D1	D2	S1	S	Weight in [g]	Type
4	M5	3,5	16,5	8	-	2,5	8	3,5	951M-4-M5
4	M7	4,5	15	8	10	3	-	3,9	951M-4-M7-I
4	G 1/8	5	14	10	-	3	13	8,8	951M-4-1/8
4	G 1/4	7	11,8	10	-	3	17	17	951M-4-1/4
6	M5	3,5	17,5	10	-	2,5	10	5,4	951M-6-M5
6	M7	4,5	17	10	10	3	-	5,3	951M-6-M7-I
6	G 1/8	5	15	12	-	4	13	8,6	951M-6-1/8
6	G 1/4	7	14,5	12	-	4	17	17,1	951M-6-1/4
6	G 3/8	8	12	12	-	4	19	23,8	951M-6-3/8
8	G 1/8	5	20	14	-	5	14	12,7	951M-8-1/8
8	G 1/4	7	16	14	-	6	17	15,5	951M-8-1/4
8	G 3/8	8	16	14	-	6	19	24,8	951M-8-3/8
10	G 1/4	7	22,5	16,5	-	7	17	21	951M-10-1/4
10	G 3/8	8	17,5	16,5	-	8	19	23,2	951M-10-3/8
10	G 1/2	9	15,5	16,5	-	8	24*	38,2	951M-10-1/2
12	G 1/4	7	25	20	-	7	22	35,7	951M-12-1/4
12	G 3/8	8	19,5	20	-	10	22	29,1	951M-12-3/8
12	G 1/2	9	18,5	20	-	10	24*	39	951M-12-1/2
14	G 3/8	8	25,5	22	-	10	22	41	951M-14-3/8
14	G 1/2	9	19,5	22	-	12	24*	36,9	951M-14-1/2
16	G 3/8	8	26,5	24	-	10	24*	45,2	951M-16-3/8
16	G 1/2	9	19,5	24	-	12	24*	33,3	951M-16-1/2
22	G 1/2	9	32	32	-	-	32	91,7	951M-22-1/2
22	G 3/4	11	31	32	-	-	32	93,2	951M-22-3/4




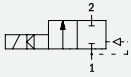

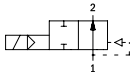

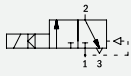

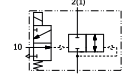

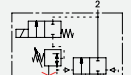

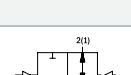

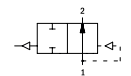

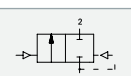

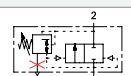



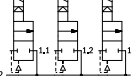


## GENİŞ ÜRÜN YELPAZESİ SINIRSIZ ÇÖZÜM





# SELONİD VALF TABLOSU

Overview	Graph	Thread	Seal material	PN	DN
 <p>2/2-Way Solenoid Valve - Type EGV Series 100</p> <p>further technical data / equipment</p>		G 1/2 G 3/4 G 1 G 1 1/4 G 1 1/2 G 2	NBR EPDM FKM	16 / 8	15 20 25 32 40 50
 <p>2/2-Way Solenoid Valve - Type EGV Series 100</p> <p>further technical data / equipment</p>		G 1/2 G 3/4 G 1 G 1 1/4 G 1 1/2 G 2	NBR EPDM FKM	16	15 20 25 32 40 50
 <p>2/2-Way Solenoid Valve - Type EGV Series 100</p> <p>further technical data / equipment</p>		G 1/2 G 3/4 G 1 G 1 1/4 G 1 1/2 G 2	NBR EPDM FKM	12,5 10	15 20 25 32 40 50
 <p>2/2-Way Solenoid Valve - Type EGV Series 100</p> <p>further technical data / equipment</p>		G 1/2 G 3/4 G 1 G 1 1/4 G 1 1/2 G 2	NBR EPDM FKM	16	15 20 25 32 40 50
 <p>2/2-Way Solenoid Valve - Type EGR Series 100</p> <p>further technical data / equipment</p>		G 1/2 G 3/4 G 1 G 1 1/4 G 1 1/2 G 2	NBR	16 / 8	15 20 25 32 40 50
 <p>2/2-Way Solenoid Valve Type PGV Series 100 Pressure Operated by External Medium - Double-Sided Isolating</p> <p>further technical data / equipment</p>		G 1/2 G 3/4 G 1 G 1 1/4 G 1 1/2 G 2	NBR EPDM FKM	16	15 20 25 32 40 50
 <p>2/2-Way Solenoid Valve - Type PGV Series 100 Pressure Operated by own Medium</p> <p>further technical data / equipment</p>		G 1/2 G 3/4 G 1 G 1 1/4 G 1 1/2 G 2	NBR EPDM FKM	16	15 20 25 32 40 50
 <p>2/2-Way Valve - Pressure Operated - Type PGV Series 100</p> <p>further technical data / equipment</p>		G 1/2 G 3/4 G 1 G 1 1/4 G 1 1/2 G 2	NBR	16	15 20 25 32 40 50
 <p>Pressure Regulator Valve - Type RGV Series 100 with Secondary Discharge</p> <p>further technical data / equipment</p>		G 1/2 G 3/4 G 1 G 1 1/4 G 1 1/2 G 2	NBR	16	15 20 25 32 40 50
 <p>2/2-Way Solenoid Valve Battery - Type EGV Series 100</p>		G 1/2 G 3/4	NBR EPDM FKM	16 / 8	15 20
 <p>2/2-Way Solenoid Valve Battery - Type EGV Series 100</p>		G 1/2 G 3/4	NBR EPDM FKM	16 / 8	15 20



# TECRÜBE EN İYİ ÖĞRETMENDİR





### **MERKEZ / İMES**

+90 216 466 69 02 / +90 212 252 50 59

İmes San. Sitesi 3. Sosyal Tesisleri No:24  
Dudullu / İstanbul / Turkey

### **ŞUBE / İKİTELLİ**

+90 212 671 88 81

Demirciler Sanayi Sitesi D Blok No:323 / B  
İkitelli Başakşehir / İstanbul / Turkey

### **ŞUBE / ÇERKEZKÖY**

+90 282 726 97 28

Fevzipaşa Mahallesi Fevzipaşa Caddesi No:87  
Çerkezköy / Tekirdağ / Turkey

[info@gozlempnomatik.com](mailto:info@gozlempnomatik.com)

[www.gozlempnomatik.com](http://www.gozlempnomatik.com)

